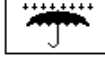
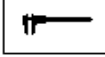






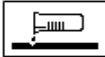




TECHNICAL DATA SHEET

EVP-016

METALLIC PORCELAIN RANGE

Physical-Chemical Properties	Standards	Value (averages)	Applies to
Water Absorption 	GB/T-4100-2006	0.11%	All Colors
Determination of Dimensions 	GB/T-4100-2006	Length max 0.1MM Straightness of Sides max 0.4% Rectangularity max 0.05% Centre Curvature max 0.04% Edge Curvature max 0.06% Warpage max 0.04%	All Colors
Breaking Strength 	GB/T-4100-2006	2328N	All Colors
Module of Rapture 	GB/T-4100-2006	46.6 N/mm ²	All Colors
Abrasion Resistance (PEI) 	AS 4459-7: 1999	CLASS 3	All Colors
Thermal Shock Resistance 	GB/T-4100-2006	No Damage	All Colors
Slip Resistance (Wet Pendulum) 	AS/NZ 4586-2004	CLASS Z	All Colors
Slip Resistance (Oil Wet Ramp) 	AS/NZ 4586-2004	R9	All Colors
Chemical Resistance 	GB/T-4100-2006	Passed (GA)	All Colors
Stain Resistance 	GB/T-4100-2006	Passed (5)	All Colors
Frost Resistance 	GB/T-4100-2006	No Damage	All Colors

Note: 'All Colors' averages are based on tests performed on tested tiles and for reference only. Results may vary slightly on other specific colors and different batches

Packing

Series	Format	m ² /Box	Qty/Box	Kg/Box	Boxes/Pallet
ALL COLORS	300x300	0.90m ²	10 tiles	18.5Kg	66 boxes
ALL COLORS	300x600	1.08m ²	6 tiles	22.1Kg	56 boxes
ALL COLORS	600x600	1.44m ²	4 tiles	29.3Kg	36 boxes